



WELDPLAST S6 Extrusion Welder

The WELDPLAST S6 is designed with efficiency and ease-of-use in mind. The multi-functional display includes language selection, maintenance notifications, time meters, pre-set programs for PP, HDPE, and LDPE, and the ability to save/recall custom programs. The powerful drive system gives great performance with an output of up to 6 kg/hour, depending on the material.

- Suitable for PP, HDPE, and LDPE
- Ergonomic "steering wheel" handle designed by welders allows welding in any position
- 360° adjustable grip and balanced weight distribution
- Quick cooling of electronics and drive after use
- Field-tested, durable housing
- Quiet operation
- Maintenance-free, brushless blower motor
- Multi-function digital display
- Twist-free welding rod intake on left and right side of tool

Technical Data

Voltage	V	230
Power consumption	W	4600
Output	kg/h	3.9 - 6.0
Welding rod	mm	Ø 4 - 5
Size (L x W x H)	mm	821 x 116 x 240
Weight	kg	14
Approval markings		CE, QPS
Electrical protection		Class I






























Article No.:

134.318: WELDPLAST S6 230V / 4.6kW

Included in delivery: WELDPLAST S6, overlap welding shoe, storage case



WELDPLAST S6 Accessories

					
146.239: Blank 54 x 40 x 52 mm	146.240: Blank 74 x 50 x 58 mm	146.241: Overlap 25 mm	146.242: Overlap 35 mm	145.899: Overlap 40 mm	146.245: V-seam 20 mm
					
146.246: V-seam 25 mm	146.247: V-seam 30 mm	146.232: Fillet seam 20 mm, 14 mm seam thickness	146.233: Fillet seam 25 mm, 17.5 mm seam thickness	146.234: Fillet seam 30 mm, 21 mm seam thickness	146.644: Corner outside seam 10 mm
					
146.646: Corner outside seam 12 mm	146.652: Corner outside seam 15 mm	146.230: Corner seam Ø14 mm	146.218: Corner seam Ø20 mm	136.231: Pre-heating reflector	160.454: Tool rest
					
117.055: Pre-heating nozzle 35 mm	136.859: Pre-heating nozzle 50 mm	117.790: Side hot-air guide	149.744: Insulation sleeve	116.367: Tool box	106.976: 28 mm, PTFE
					
152.676: Leister weld seam template	153.009: Plastfix	154.026: Contour scraper	154.259: Scraper blade	144.095: Welding rod de-reeler	