



UNIROOF AT Automatic Welder

The UNIROOF roof welder is your flexible partner for welding thermoplastic roofing membranes on flat or pitched roofs up to 30°. Weld close to the edge, on the parapet, or close to obstacles thanks to the UNIROOF's slim design.

- Movable transport axle and slim design allow welding as close as 100 mm from obstacles or on top of parapets
- Maintenance-free, brushless drive motor integrated into the pressure wheel provides higher pressure and welding speed while reducing maintenance
- Field tested design for ergonomic handling, flexible relocating, and optimal machine guiding
- For materials up to 1.8 mm thick
- Closed-loop controlled temperature, drive motor, and air blower mean stable results even with voltage fluctuations
- Functional control panel with display for welding parameters (set point and actual figures during runtime) as well as voltage for better control

Technical Data


Voltage	V	120	230
Power consumption	W	1800	3450
Temperature	°C	100 - 620	100 - 620
Speed	m/min.	1.0 - 10.0	1.0 - 10.0
Air Flow Range	%	45 - 100	45 - 100
Air flow	l/min.	225	225
Control		Closed-loop with display	
Blower		Brushless motor	
Size (L x W x H)	mm	474 x 244 x 265	474 x 244 x 265
Weight	kg	17.5	17.5
Approval markings		CE, QPS	CE, QPS
Electrical protection		Class I	Class I

Article No.:























153.598: UNIROOF AT 230V / 3450W

153.599: UNIROOF AT 120V / 1800W

Included in delivery: UNIROOF AT, guide bar, weights, storage case



UNIROOF AT Accessories

					
155.325: Grip nozzle 40 mm for TPO/FPO	149.597: Spring plate for grip nozzle	155.414: Roof profile kit	108.129: Guide bar, upper part	108.129: Guide bar, upper part	154.522: Transportation axle 300 mm
					
152.706: Transportation axle 220 mm for radius welding	155.577: Locking plate for additional weights	152.741: Additional weight lateral	152.742: Additional weight front	154.462: Nozzle adjustment gauge	132.429: Welding plate
					
154.827: Plastic case	140.160: 40 mm, silicone	140.161: 28 mm, silicone	106.976: 28 mm, PTFE	106.974: 80 mm, silicone	106.972: 6 mm, brass, penny roller
					
138.314: Seam probe tester for overlap seams	151.188: Chamfer edge planer for T-joints	137.855: Leister knife	151.382: Inside corner tool, Kehlfix for plastic liners		